

Intrusion Detectors

Quick Guide









BOSCH
Invented for life



Intrusion Detectors

Blue Line Gen 2

		PIR			TriTech® (PIR+MW)		
		Standard	Pet Friendly®	Quad PIR	Pet Friendly®	Dual	Pet Friendly®
							
		ISC-BPR2-W12	ISC-BPR2-WP12	ISC-BPQ2-W12	ISC-BDL2-WP6G	ISC-BDL2-W12G	ISC-BDL2-WP12G
Overview	Catch Performance	●●○○	●●○○	●●●○	●●○○	●●○○	●●○○
	False Alarm Immunity	●●○○	●●●○	●●○○	●●●●	●●○○	●●●●
	Application	Small to Medium risk	Small to Medium risk	Medium risk	Small to Medium risk	Small to Medium risk	Small to Medium risk
	Environment*	Standard	Standard	Difficult	Difficult	Difficult	Difficult
Specifications	Optics	77 Zone Fresnel	77 Zone Fresnel	77 Zone Fresnel	77 Zone Fresnel	77 Zone Fresnel	77 Zone Fresnel
	Coverage / Range	40 x 40 ft (12 x 12 m)	40 x 40 ft (12 x 12 m)	40 x 40 ft (12 x 12 m)	20 x 20 ft (6 x 6 m)	40 x 40 ft (12 x 12 m)	40 x 40 ft (12 x 12 m)
	Mounting Height	7 – 9 ft (2.2 – 2.75 m)	7 – 9 ft (2.2 – 2.75 m)	7 – 9 ft (2.2 – 2.75 m)	7 – 9 ft (2.2 – 2.75 m)	7 – 9 ft (2.2 – 2.75 m)	7 – 9 ft (2.2 – 2.75 m)
	Operating Temperature**	-30° to 55°C (-20° to 130°F)	-30° to 55°C (-20° to 130°F)	-30° to 55°C (-20° to 130°F)	-30° to 55°C (-20° to 130°F)	-30° to 55°C (-20° to 130°F)	-30° to 55°C (-20° to 130°F)
	Operating Voltage	9 to 15 VDC	9 to 15 VDC	9 to 15 VDC	9 to 15 VDC	9 to 15 VDC	9 to 15 VDC
	Current Draw - Typical	10 mA	10 mA	10 mA	10 mA	10 mA	10 mA
	Features	First Step Processing	■	■	■	■	■
Microwave Noise Adaptive Processing		—	—	—	■	■	■
Dynamic Temperature Compensation		■	■	■	■	■	■
Wall-to-Wall Coverage		■	■	■	■	■	■
Look-down Zone		■	■	■	■	■	■
Pet / Small Animal Immunity		—	45 lb (20 kg)	—	100 lb (45 kg)	—	100 lb (45 kg)
Alarm Output / Memory		- / -	- / -	- / -	- / -	- / -	- / -
Anti-Mask		—	—	—	—	—	—
Tamper		■	■	■	■	■	■
Sealed Optical Chamber		■	■	■	■	■	■
Ease of Installation***	Enable / Disable LED	■	■	■	■	■	■
	Enable / Disable Pet Immunity	—	■	—	■	—	■
	Enable / Disable Look-down	■	■	■	—	—	—
	Microwave Range Adjustment	—	—	—	■	■	■
	Remote Walk Test	—	—	—	—	—	—
	Remote Self Test	—	—	—	—	—	—

* Difficult environments include rooms with potential false alarm sources, such as:







- Air conditioning vents
- Strong drafts of cold or warm air
- Slow moving objects such as curtains, plants, or signs hanging from the ceiling
- A fan that could be running when the system is activated
- Underfloor heating
- Room temperatures exceeding 86° F (30° C)
- A detector that could be exposed to bright white light (car headlights, floodlights, direct sunlight etc.)

** For UL installations the operating range is 0° to 49°C (32° to 120°F), indoor use.

*** All models feature a two-piece design, self-locking enclosure, interchangeable mounting base, integrated bubble level, and removable lift-gate terminal strips.

Intrusion Detectors

Professional Series


PIR		TriTech® (PIR+MW)			
Standard	Anti-Mask	Dual	Anti-Mask	Curtain	Anti-Mask Curtain
					

ISC-PPR1-W16	ISC-PPR1-WA16G	ISC-PDL1-W18G	ISC-PDL1-WA18G	ISC-PDL1-WC30G	ISC-PDL1-WAC30G
--------------	----------------	---------------	----------------	----------------	-----------------

Overview	Catch Performance	●●●○	●●●●	●●●○	●●●●	●●●○	●●●○	
	False Alarm Immunity	●●○○	●○○○	●●●○	●●○○	●●●○	●●●○	
	Application	Medium to High risk	High risk	Medium to High risk	High risk	Medium to High risk	Medium to High risk	
	Environment*	Standard	Standard	Difficult	Difficult	Difficult	Difficult	
Specifications	Optics	86 Zone	86 Zone	86 Zone	86 Zone	14 Zone	14 Zone	
	Coverage / Range	50 x 70 ft (16 x 21 m) 25 x 32 ft (8 x 10 m)	50 x 70 ft (16 x 21 m) 25 x 32 ft (8 x 10 m)	60 x 80 ft (18 x 25 m) 25 x 32 ft (8 x 10 m)	60 x 80 ft (18 x 25 m) 25 x 32 ft (8 x 10 m)	100 x 10 ft (30 x 3 m)	100 x 10 ft (30 x 3 m)	
	Mounting Height	7 – 10 ft (2.1 – 3.0 m)	7 – 10 ft (2.1 – 3.0 m)	7 – 10 ft (2.1 – 3.0 m)	7 – 10 ft (2.1 – 3.0 m)	7 – 10 ft (2.1 – 3.0 m)	7 – 10 ft (2.1 – 3.0 m)	
	Operating Temperature**	-30° to 55°C (-20° to 130°F)	-30° to 55°C (-22° to 130°F)	-29° to 55°C (-20° to 130°F)	-30° to 55°C (-22° to 130°F)	-30° to 55°C (-22° to 130°F)	-30° to 55°C (-22° to 130°F)	
	Operating Voltage	9 to 15 VDC	9 to 15 VDC	9 to 15 VDC	9 to 15 VDC	9 to 15 VDC	9 to 15 VDC	
	Current Draw - Typical	10 mA	18 mA	13 mA	18 mA	18 mA	18 mA	
	Features	Sensor Data Fusion	■	■	■	■	■	■
		Microwave Noise Adaptive Processing	—	—	■	■	■	■
Range Adaptive Radar		—	—	■	■	■	■	
Active White Light Suppression		■	■	■	■	■	■	
Dynamic Temperature Compensation		■	■	■	■	■	■	
Look-down Zone		■	■	■	■	■	■	
Pet / Small Animal Immunity		10 lb (4.5 kg)	10 lb (4.5 kg)	10 lb (4.5 kg)	10 lb (4.5 kg)	—	—	
Alarm Output / Memory		■ / ■	■ / ■	■ / ■	■ / ■	■ / ■	■ / ■	
Anti-Mask		—	■	■ (MW only)	■	—	■	
Tamper		■	■	■	■	■	■	
Sealed Optical Chamber		■	■	■	■	■	■	
Ease of Installation***	No-adjust Installation	■	■	■	■	■	■	
	Enable / Disable Look-down	■	■	■	■	■	■	
	Switchable Coverage Patterns	■	■	■	■	—	—	
	Microwave Range Adjustment	—	—	■	■	■	■	
	Remote Walk Test	■	■	■	■	■	■	
	Remote Self Test	■	■	■	■	■	■	

Intrusion Detectors

RADION wireless

PIR		TriTech® (PIR+MW)
Standard	Curtain	Dual
		

		RFPR-12-A	RFPR-C12-A	RFDL-11-A	
Overview §	Catch Performance	●●○○	●●○○	●●○○	
	False Alarm Immunity	●●○○	●●○○	●●○○	
	Application	Small to Medium risk	Small to Medium risk	Small to Medium risk	
	Environment*	Standard	Standard	Standard	
Specifications	Frequency	433.42 MHz	433.42 MHz	433.42 MHz	
	Coverage / Range	39 x 39 ft (12 x 12 m)	39 x 5 ft (12 x 1.5 m)	35 x 35 ft (11 x 11 m)	
	Mounting Height	7.5 – 8.8 ft (2.3 – 2.7 m)	7.5 – 8.8 ft (2.3 – 2.7 m)	6.5 – 8 ft (2 – 2.4 m)	
	Operating Temperature**	0° to 49°C (32° to 120°F)	0° to 49°C (32° to 120°F)	0° to 49°C (32° to 120°F)	
	Operating Voltage	3 VDC	3 VDC	6 VDC	
	Power Source	One CR123A Lithium Battery	One CR123A Lithium Battery	Four AA Lithium Batteries	
	Battery Life	Up to 5 years	Up to 5 years	Up to 5 years	
	Features	First Step Processing	■	■	■
		Motion Analyzer II Signal Processing	■	■	■
		Microwave Noise Adaptive Processing	—	—	■
Dynamic Temperature Compensation		■	■	■	
Wall-to-Wall coverage		■	■	■	
Look-down Zone		■	■	■	
Pet / Small Animal Immunity		30 lb (13 kg)	30 lb (13 kg)	100 lb (45 kg)	
Alarm Output / Memory		— / —	— / —	— / —	
Anti-Mask		—	—	—	
Tamper		■	■	■	
Sealed Optical Chamber	■	■	■		
Ease of Installation***	No-adjust Installation	■	■	—	
	Enable / Disable LED	—	—	■	
	Enable / Disable Pet Immunity	—	—	■	
	Enable / Disable Look-down	■	■	—	
	Switchable Detection Patterns	—	—	—	
	Microwave Range Adjustment	—	—	■	
	Remote Walk Test	—	—	—	
	Remote Self Test	—	—	—	

§ Wireless peripherals require B810 RADION receiver SD. Compatible with B Series (B5512, B4512, B3512) and G Series (D9412GV4, D7412GV4) control panels.

Intrusion Detectors

RADION wireless

Door / Window Contact		Other	Smoke Detector
Surface Mount	Recessed Mount	Universal Transmitter	Photoelectric



		RFDW-SM-A	RFDW-RM-A	RFUN-A	RFSM-A
Overview §	Application	Small to Medium risk	Small to Medium risk	Small to Medium risk	–
	Environment*	Standard	Standard	Standard	–
Specifications	Frequency	433.42 MHz	433.42 MHz	433.42 MHz	433.42 MHz
	Coverage / Range	–	–	–	135° +/- 5° F (57.2° +/- 2.8° C)
	Reed Switch Gap Width	≤ 0.75 in (19 mm)	< 0.75 in (19 mm)	< 0.75 in (19 mm)	–
	Operating Temperature**	0° to 49°C (32° to 120°F)	0° to 49°C (32° to 120°F)	0° to 49°C (32° to 120°F)	0° to 49°C (32° to 120°F)
	Operating Voltage	1.5 VDC	1.5 VDC	1.5 VDC	3 VDC
	Power Source	One AA Lithium Battery	One AAA Lithium Battery	One CR123A Lithium Battery	Two CR123A Lithium Batteries
	Battery Life	Up to 5 years	Up to 5 years	Up to 5 years	Up to 5 years
Features	Tamper	■	■	■	■
	LED Indicator	–	–	–	■

Other	Portable		
Glass Break	Bill Trap	Keyfob	Panic Button








		RFGB-A	RFBT-A	RFKF-TB-A RFKF-FB-A	RFPB-SB-A RFPB-TB-A
Overview	Application	Small to Medium risk	Small to Medium risk	Small to Medium risk	Small to Medium risk
	Environment*	Standard	Standard	Standard	Standard
Specifications	Frequency	433.42 MHz	433.42 MHz	433.42 MHz	433.42 MHz
	Coverage / Range	20 ft (6 m) x 360°	–	–	–
	Mounting Gap	–	–	–	–
	Operating Temperature**	0° to 49°C (32° to 120°F)	0° to 49°C (32° to 120°F)	0° to 49°C (32° to 120°F)	0° to 49°C (32° to 120°F)
	Operating Voltage	3 VDC	1.5 VDC	3 VDC	3 VDC
	Power Source	One CR123A Lithium Battery	One AA Lithium Battery	One Lithium CR2032 Battery	One Lithium CR2032 Battery
	Battery Life	Up to 5 years	Up to 5 years	Up to 5 years	Up to 5 years
Features	Tamper	■	■	–	–
	LED Indicator	■	–	■	■

§ Wireless peripherals require B810 RADION receiver SD. Compatible with B Series (B5512, B4512, B3512) and G Series (D9412GV4, D7412GV4) control panels.


Intrusion Detectors

Ceiling Mount

		PIR			TriTech® (PIR+MW)		
		Low-profile	Panoramic		High Performance		
							
		DS936	DS938Z	DS939	DS9360	DS9370	
Overview	Catch Performance	●●○○	●●●○	●●●○	●●●○	●●●●	
	False Alarm Immunity	●●○○	●●○○	●●●○	●●●○	●●●○	
	Application	Small to medium risk	Small to medium risk	Small to medium risk	Small to medium risk	Medium Risk	
	Environment*	Standard	Standard	Standard	Difficult	Difficult	
Specifications	Optics	Fresnel	Mirror	Triple 35-Zone Fresnel	Mirror	Triple 35-Zone Fresnel	
	Coverage / Range	24 ft (7.5 m) x 360°	60 ft (18 m) x 360°	70 ft (21 m) x 360°	60 ft (18 m) x 360°	70 ft (21 m) x 360°	
	Mounting Height	7 – 12 ft (2.0 – 3.6 m)	8 – 18 ft (2.5 – 6.0 m)	8 – 25 ft (2.4 – 7.6 m)	8 – 18 ft (2.5 – 6.0 m)	8 – 25 ft (3 – 7.6 m)	
	Operating Temperature **	-30° to 50°C (-22° to 120°F)	-40° to 50°C (-40° to 122°F)	-40° to 50°C (-40° to 122°F)	-40° to 50°C (-40° to 120°F)	-40° to 50°C (-40° to 120°F)	
	Operating Voltage	10 to 15 VDC	6 to 15 VDC	9 to 15 VDC	6 to 15 VDC	9 to 15 VDC	
	Current Draw - Typical	–	–	12 mA	18 mA	19 mA	
	Features	First Step Processing	–	–	■	–	■
		Motion Analyzer II Signal Processing	–	■	–	■	–
PIR Supervision		–	■	–	■	–	
Microwave Supervision		–	–	–	■	■	
Microwave Noise Adaptive Processing		–	–	–	■	■	
Dynamic Temperature Compensation		–	–	■	–	■	
Pet / Small Animal Immunity		–	–	–	–	–	
Pattern Masking		■	■	■	■	■	
Alarm Output / Memory		■ / –	■ / –	■ / ■	■ / –	■ / ■	
Anti-Mask		–	–	–	–	–	
Cover Tamper		■	■	■	■	■	
Wall Tamper		–	–	■	–	■	
Sealed Optical Chamber [Insect / Dust Ir		■	–	■	–	■	
Ease of Installation		Two-piece Design	–	–	■	–	■
	Self-locking Enclosure	–	–	■	–	■	
	Hinged Mounting Base	–	–	■	–	■	
	Pointable Optics	Rotational + 15°	Horizontal + 10° Vertical +2° to -18°	Horizontal + 10° Vertical +2° to -18°	Horizontal + 10° Vertical +2° to -18°	Horizontal + 10° Vertical +2° to -18°	
	Interchangeable Optics	–	■	–	■	–	
	Switchable Coverage Patterns	–	■	–	■	–	
	Enable / Disable LED	■	■	■	■	■	
	PIR Sensitivity Adjustment	■	■	■	■	■	
	Microwave Range Adjustment	–	–	–	■	■	
	Flexible Mounting Height	■	■	■	■	■	
	Remote Walk Test	–	–	■	–	■	
	Remote Self Test	–	–	–	–	■	

Intrusion Detectors

Request-to-exit



		DS150i	DS151i	DS160	DS161
Overview	Application	Small to Medium risk	Small to Medium risk	Small to Medium risk	Small to Medium risk
	Environment*	Standard	Standard	Standard	Standard
Specifications	Optics	Fresnel	Fresnel	Fresnel	Fresnel
	Coverage / Range	8 x 10 ft (2.4 x 3.0 m)	8 x 10 ft (2.4 x 3.0 m)	8 x 10 ft (2.4 x 3.0 m)	8 x 10 ft (2.4 x 3.0 m)
	Mounting Height (Max.)	13 ft (4 m)	13 ft (4 m)	13 ft (4 m)	13 ft (4 m)
	Operating Temperature**	-22° to +120° F (-30° to +50° C)	-22° to +120° F (-30° to +50° C)	-22° to +120° F (-30° to +50° C)	-22° to +120° F (-30° to +50° C)
	Operating Voltage	12 to 24 VDC or VAC	12 to 24 VDC or VAC	12 to 24 VDC or VAC	12 to 24 VDC or VAC
	Current Draw - Typical	26 mA at 12 VDC	26 mA at 12 VDC	8 mA at 12 VDC	8 mA at 12 VDC
	Features	Door Monitor w/ Sounder	—	—	■
Keycard Reader Input		—	—	■	■
Sequential Logic Input		—	—	■	■
Relay Fall Safe / Fall Secure		■	■	■	■
Relay Settable Select		■	■	■	■
Relay Latch Time Adjustment		0.25 – 60 sec	0.25 – 60 sec	0.5 – 64 sec	0.5 – 64 sec
Pattern Masking		■	■	■	■
Alarm Memory / Output		■ / —	■ / —	■ / —	■ / —
Tamper		—	—	■	■
Ease of Installation	Pointable Optics	Vertical Adjustment	Vertical Adjustment	Vertical Adjustment	Vertical Adjustment
	Switchable Relay Mode	■	■	■	■
	Switchable Timer Reset Mode	■	■	■	■
	Adjustable Sounder Volume	—	—	■	■
	PIR Sensitivity Adjustment	■	■	■	■
	Enable / Disable LED	—	—	■	■
Flexible Mounting Height	■	■	■	■	

A Tradition of Quality and Innovation

For 125 years, the Bosch name stands for quality and reliability. Bosch is the global supplier of choice for innovative technology, backed by the highest standards for service and support.

Bosch Security Systems proudly offers a wide range of security, safety, communications and sound solutions that are relied upon every day in applications around the world, from government facilities and public venues to businesses, schools and homes.



Bosch Security Systems, Inc.
130 Perinton Parkway
Fairport, New York, 14450, USA
Phone: 800.289.0096
Fax: 1.585.223.9180
For more information please visit
www.boschsecurity.us

© Bosch Security Systems, Inc. 2014
Modifications Reserved
Printed in United States
BADQG_INT-DETECTOR_v20140101